

Scaled data based on original data using  
LM-79-08 Approved Method: Electrical and Photometric Measurements of Solid-  
State Lighting Products

Test Report Prepared for  
Cooper Lighting Solutions  
(formerly Eaton)

Brand: INVUE

Report Number: P141258

Luminaire Tested: **EMM-E01-LED-E1-SL4-8030**

Issue Date: 03/03/2020

**Test Information**

Test Method: LM-79-08  
Report Number: P141258  
REPORT IS SCALED FROM IESNA LM-79-08 TEST DATA (P33692)  
Test Lab: INNOVATION CENTER-P3  
Issue Date: 03/03/2020  
Manufacturer: COOPER LIGHTING SOLUTIONS (FORMERLY EATON)  
Product Line: INVUE  
Catalog Number: EMM-E01-LED-E1-SL4-8030  
Description: EPIC MODERN MEDIUM DECORATIVE LED LUMINAIRE  
(1) LIGHTBARS WITH AccuLED OPTICS - TYPE 4 W/ SPILL LIGHT CONTROL  
Light Source: (21) 3000K CCT, 80 CRI LEDs  
Ballast/Driver: -

**Summary**

Lumens per Lamp: N/A  
Luminaire Lumens: 2383 lumens  
Efficiency: N/A  
Efficacy: 96.5 lumens/watt  
Luminous Opening: Rectangular (W 0.17' x L: 1' x H: 0')  
IES Classification: Type IV - Short - Semi-Cutoff  
BUG Rating: B1 - U0 - G1

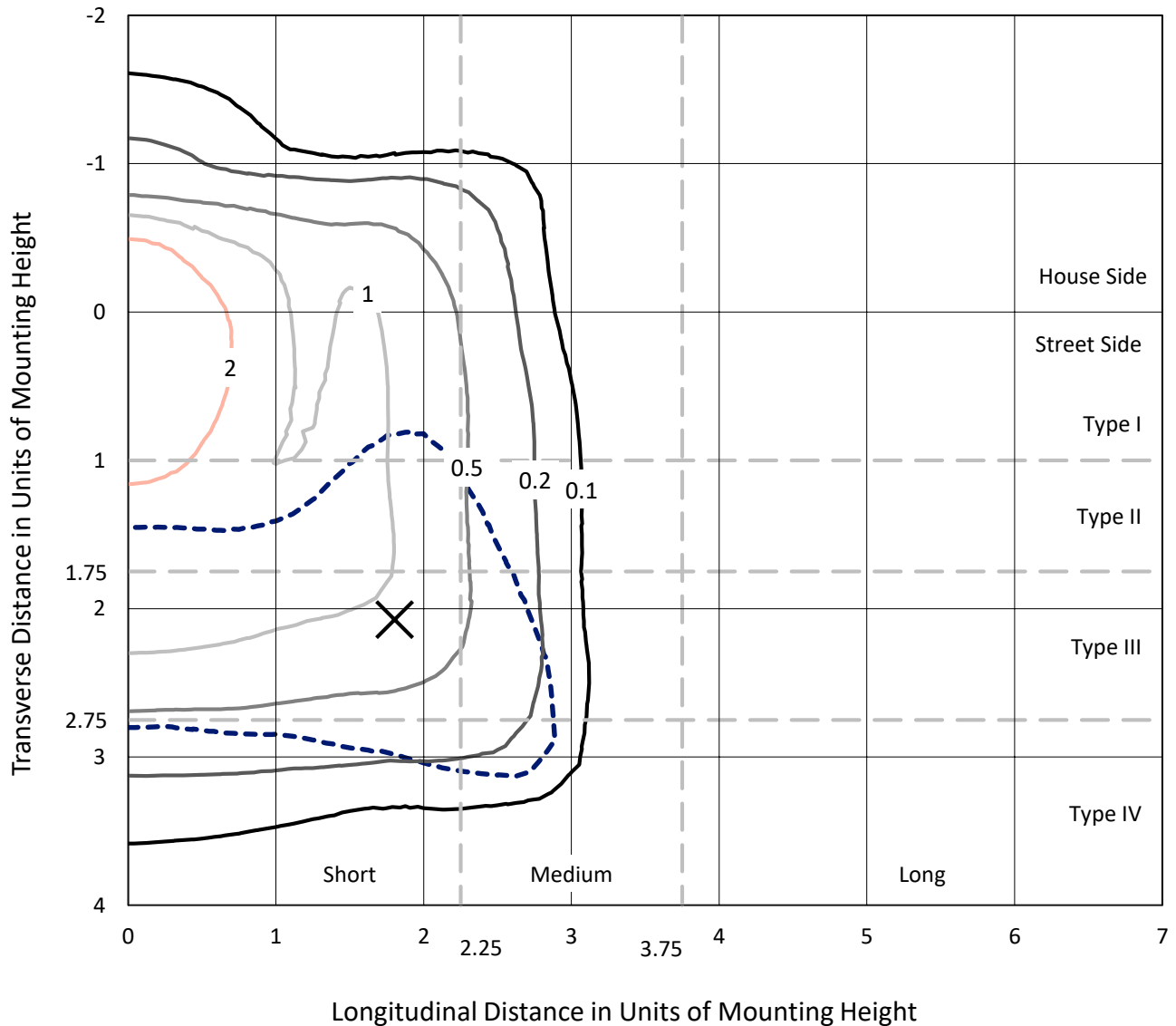
Input Watts (W): 24.7  
Input Voltage (V): NR  
Input Current (Ain): NR  
Voltage Rise (V): NR  
Power Factor: NR  
Total Harmonic Distortion (THDi): NR  
Frequency (hertz): 60  
Stabilization Time: NR  
Operation Time: NR  
Ambient Temperature (°C): NR  
Test Distance: 25 FT



REPORT NUMBER: P141258  
 CATALOG NUMBER: EMM-E01-LED-E1-SL4-8030

### Iso-Footcandle Lines of Horizontal Illumination

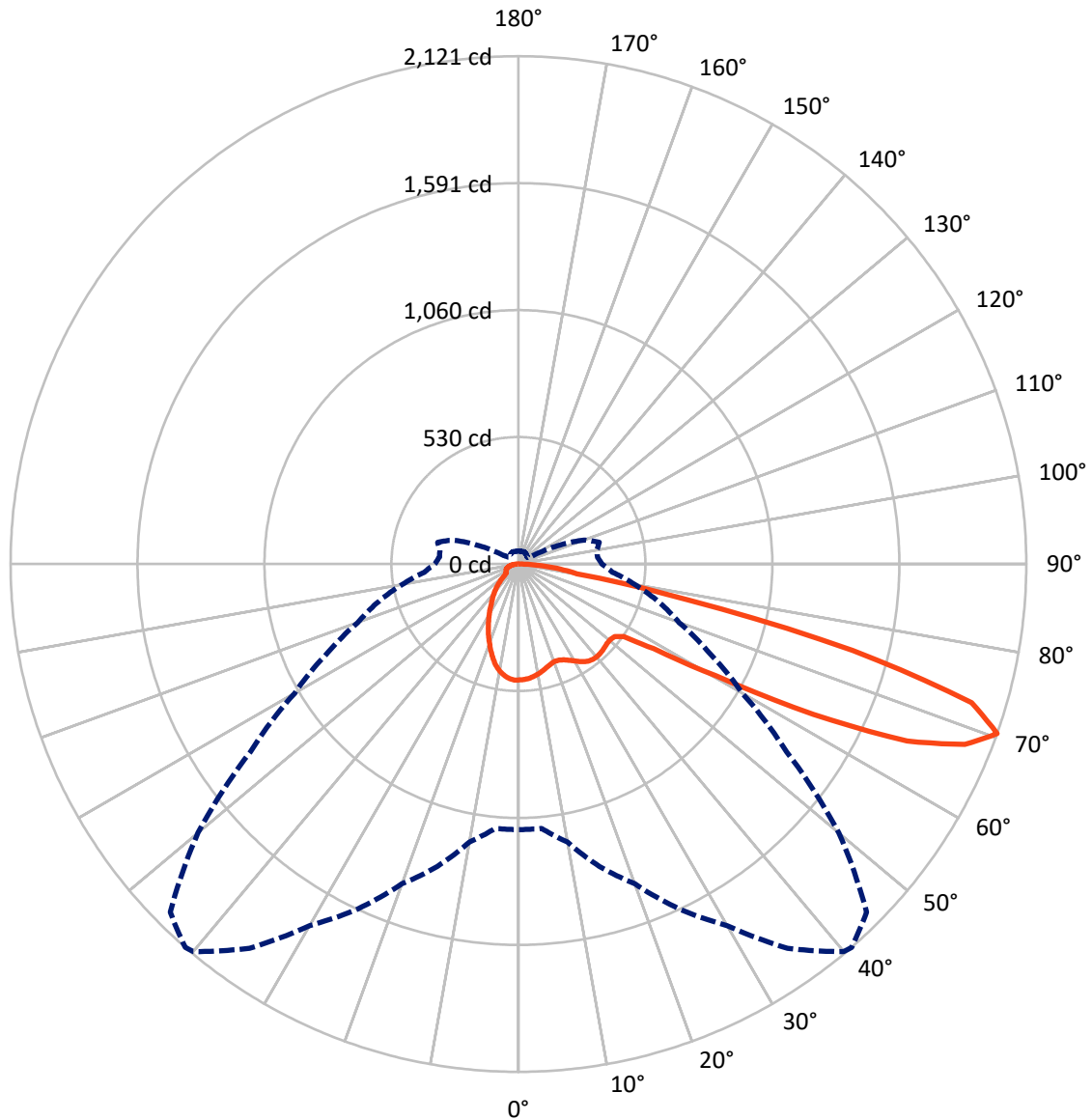
✕ Max cd  
 - - - 1/2 Max cd



Based on 10 foot mounting height. Maximum calculated value = 4.8 fc  
 Type IV - Short - Semi-Cutoff

REPORT NUMBER: P141258  
CATALOG NUMBER: EMM-E01-LED-E1-SL4-8030

### Luminous Intensity Polar Plot



— Vertical Plane Through 41-Deg Lateral    - - - Horizontal Cone Through 70-Deg Vertical

REPORT NUMBER: P141258

CATALOG NUMBER: EMM-E01-LED-E1-SL4-8030

**FLUX DISTRIBUTION:**

		Downward	Upward	Total
<b>House Side</b>	Lumens	511.3	0.0	511.3
	% Fixture	21.5	0.0	21.5
<b>Street Side</b>	Lumens	1871.7	0.0	1871.7
	% Fixture	78.5	0.0	78.5
<b>Total</b>	Lumens	2383.0	0.0	2383.0
	% Fixture	100.0	0.0	100.0

**Coefficient of Utilization**

**ZONAL LUMENS:**

Zone	Lumens	% Fixture
0°-10°	45.0	1.9
10°-20°	120.8	5.1
20°-30°	174.6	7.3
30°-40°	222.2	9.3
40°-50°	261.9	11.0
50°-60°	400.7	16.8
60°-70°	744.7	31.3
70°-80°	359.4	15.1
80°-90°	53.7	2.3
90°-100°	0.0	0.0
100°-110°	0.0	0.0
110°-120°	0.0	0.0
120°-130°	0.0	0.0
130°-140°	0.0	0.0
140°-150°	0.0	0.0
150°-160°	0.0	0.0
160°-170°	0.0	0.0
170°-180°	0.0	0.0
0°-90°	2383.0	100.0
0°-180°	2383.0	100.0



REPORT NUMBER: P141258

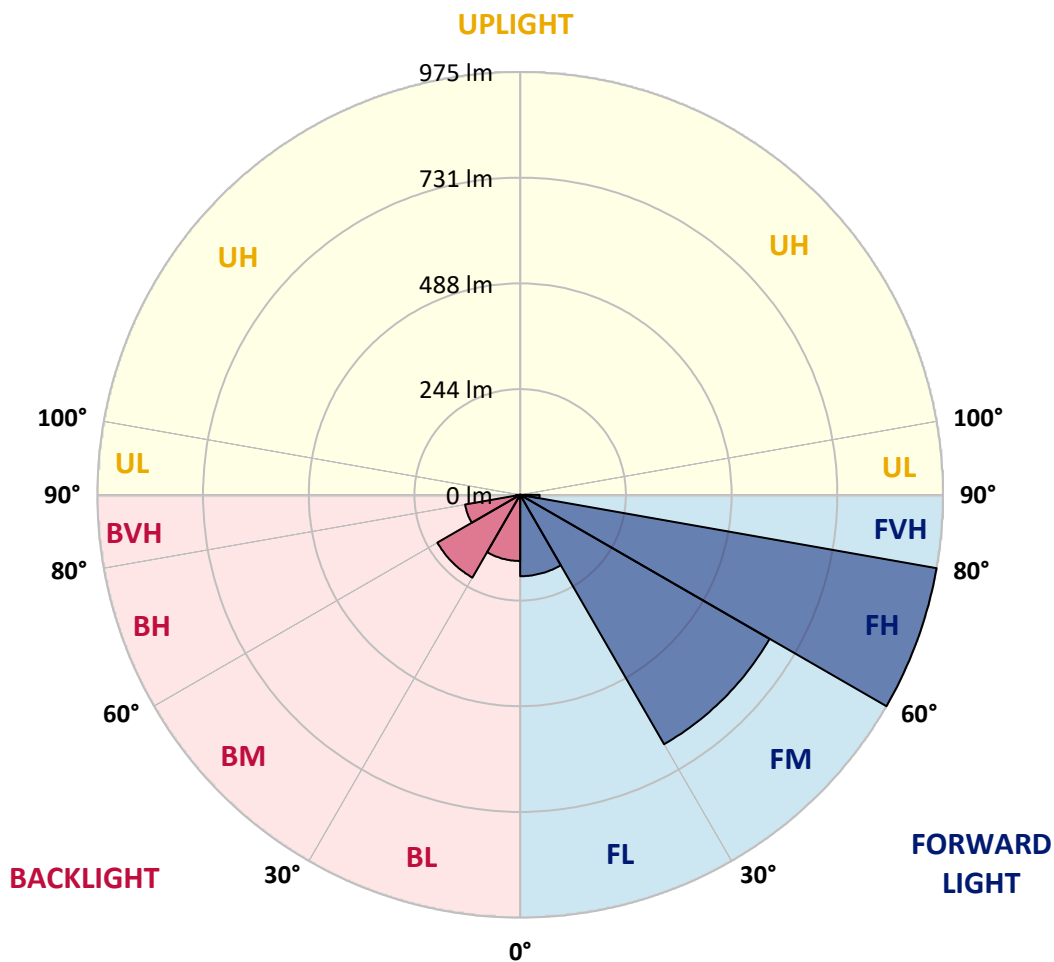
CATALOG NUMBER: EMM-E01-LED-E1-SL4-8030

**LUMINAIRE CLASSIFICATION SYSTEM LUMEN TABLE AND BUG RATING:**

Zone		Lumens	% Fixture	Zone Rating/Lumen Limit		
				B	U	G
FL	(0°-30°)	187.7	7.9			
FM	(30°-60°)	664.2	27.9			
FH	(60°-80°)	975.2	40.9			G1/1800
FVH	(80°-90°)	44.6	1.9			G1/100
BL	(0°-30°)	152.7	6.4	B1/500		
BM	(30°-60°)	220.6	9.3	B1/1000		
BH	(60°-80°)	128.9	5.4	B1/500		G1/500
BVH	(80°-90°)	9.1	0.4			G0/10
UL	(90°-100°)	0.0	0.0		U0/0	
UH	(100°-180°)	0.0	0.0		U0/0	

**BUG Rating: B1-U0-G1**

Type IV Short





REPORT NUMBER: P141258

CATALOG NUMBER: EMM-E01-LED-E1-SL4-8030

**CANDELA DISTRIBUTION (FULL):**

	0°	5°	10°	15°	20°	25°	30°	35°	40°	41°	45°
0°	484.2	484.2	484.2	484.2	484.2	484.2	484.2	484.2	484.2	484.2	484.2
2.5°	484.2	484.7	484.5	483.9	483.3	483.6	483.3	483.0	483.0	482.8	482.5
5°	481.9	483.0	482.2	481.6	480.8	480.8	480.5	479.9	479.4	479.1	478.5
7.5°	477.1	478.3	477.7	477.1	476.3	475.7	474.6	474.0	473.5	473.2	472.4
10°	470.7	471.2	470.7	469.5	469.0	468.7	468.1	467.0	465.9	465.3	464.5
12.5°	462.2	462.5	461.9	461.4	460.5	460.5	459.7	458.8	457.2	456.6	454.6
15°	454.9	454.1	453.5	453.2	452.9	451.5	451.8	450.4	447.6	446.8	444.5
17.5°	452.9	452.1	451.8	451.0	450.4	448.7	447.0	444.2	439.4	438.6	435.2
20°	458.6	458.6	457.7	457.2	456.3	453.2	449.6	444.2	435.5	433.5	429.3
22.5°	472.1	470.7	470.1	470.1	469.8	465.3	458.6	450.1	438.6	436.1	428.7
25°	493.2	490.6	491.5	491.2	490.6	484.2	474.3	462.2	446.5	443.1	433.5
27.5°	518.2	518.8	518.5	517.4	515.7	508.6	494.6	478.3	458.6	455.2	442.8
30°	544.4	544.9	546.6	545.8	544.7	534.0	516.5	498.8	474.9	470.4	455.2
32.5°	574.8	576.7	578.1	578.4	573.9	559.3	538.7	516.2	490.9	486.4	467.6
35°	609.9	608.8	611.3	610.2	602.3	582.4	557.0	530.3	504.4	498.5	478.3
37.5°	645.4	646.8	644.2	639.5	627.1	600.9	569.7	539.6	510.9	505.3	484.2
40°	679.7	678.9	672.9	664.8	646.2	612.7	576.7	543.8	513.1	507.2	485.6
42.5°	705.3	703.0	694.0	680.8	656.9	618.4	578.7	543.8	511.7	505.6	483.6
45°	716.5	714.3	705.6	688.7	660.3	617.2	575.3	539.0	507.0	501.6	479.7
47.5°	716.5	715.7	706.1	689.8	659.4	614.1	570.3	533.1	502.2	496.8	476.3
50°	710.9	710.4	701.9	685.9	656.6	612.5	568.8	532.0	501.9	496.5	477.7
52.5°	729.8	726.1	717.4	698.8	667.0	619.5	575.9	537.6	508.6	503.3	483.9
55°	959.1	956.0	911.8	834.1	752.8	678.6	615.0	571.1	541.8	533.7	519.6
57.5°	1329.8	1325.3	1280.1	1209.4	1069.6	910.7	786.0	712.9	671.8	665.9	657.5
60°	1480.4	1478.7	1459.5	1430.8	1378.0	1295.8	1179.9	1058.4	963.8	948.6	949.8
62.5°	1566.7	1562.5	1553.2	1546.2	1528.2	1494.7	1473.0	1439.0	1393.1	1382.7	1316.9
65°	1615.1	1614.6	1619.6	1625.5	1624.4	1634.5	1645.5	1710.5	1786.7	1783.4	1713.9
67.5°	1543.1	1547.9	1574.3	1614.8	1657.3	1702.3	1786.2	1916.4	2010.7	2010.7	1949.6
70°	1109.3	1108.4	1178.8	1307.1	1421.3	1589.5	1744.0	1958.6	2112.8	2120.9	2056.2
72.5°	664.8	680.3	723.6	781.8	878.9	1082.6	1369.8	1755.5	1970.7	1979.4	1902.1
75°	467.0	455.5	453.8	457.2	473.8	523.8	681.9	1077.5	1428.6	1442.1	1367.3
77.5°	298.8	296.2	297.4	301.0	301.9	306.7	314.2	369.4	662.3	727.0	723.6
80°	257.7	256.9	257.1	252.9	244.8	241.7	251.2	243.6	236.6	246.4	232.9
82.5°	172.7	175.8	180.9	187.6	204.0	209.6	206.5	205.1	182.9	177.8	157.8
85°	128.0	126.3	128.3	128.3	124.1	119.8	122.9	119.8	106.1	99.3	87.8
87.5°	69.2	69.5	75.1	77.4	77.1	65.8	54.3	47.0	42.5	39.4	33.2
90°	0.0	0.0	0.0	0.0	0.0	0.0	0.0	0.0	0.0	0.0	0.0



REPORT NUMBER: P141258

CATALOG NUMBER: EMM-E01-LED-E1-SL4-8030

**CANDELA DISTRIBUTION (continued):**

	50°	55°	60°	65°	70°	75°	80°	85°	90°	95°	100°
0°	484.2	484.2	484.2	484.2	484.2	484.2	484.2	484.2	484.2	484.2	484.2
2.5°	482.8	481.9	482.2	482.2	481.9	482.5	481.6	481.4	481.6	481.6	481.6
5°	478.0	476.9	476.9	476.6	476.0	476.0	474.9	474.6	474.0	474.9	474.3
7.5°	471.2	469.5	468.1	467.0	466.4	465.6	464.2	463.6	463.1	462.8	462.2
10°	463.1	461.1	458.3	456.0	454.9	452.7	451.0	448.7	448.7	447.6	446.5
12.5°	453.2	450.4	447.6	444.5	442.5	439.4	436.6	434.1	432.1	429.6	427.9
15°	443.4	439.2	436.1	433.0	429.3	425.1	421.7	417.8	414.1	410.2	409.1
17.5°	432.7	429.3	426.5	422.8	418.9	413.8	409.3	402.9	398.4	393.6	389.9
20°	425.7	421.7	418.6	415.2	411.0	405.1	399.2	391.9	385.1	378.1	372.8
22.5°	422.0	415.5	412.7	409.6	405.4	398.9	392.2	383.2	374.7	365.4	357.0
25°	423.4	414.7	409.1	405.7	402.0	395.6	386.8	376.7	367.1	355.3	345.8
27.5°	429.6	417.8	409.1	403.4	399.5	392.7	383.7	372.2	360.7	348.3	336.8
30°	437.7	422.8	411.6	403.4	397.5	390.2	380.4	368.0	355.3	341.5	328.3
32.5°	447.0	428.7	415.2	404.0	394.4	385.1	375.0	362.1	348.8	334.2	321.3
35°	454.3	433.2	417.8	402.9	390.2	378.7	366.9	354.8	341.5	327.7	314.0
37.5°	458.6	436.1	417.8	398.9	383.5	371.4	359.0	347.2	334.5	321.0	308.9
40°	460.3	437.2	416.1	394.4	376.4	362.6	351.1	339.0	327.7	315.9	305.2
42.5°	459.4	436.3	413.8	390.2	370.8	355.9	343.2	332.0	322.7	312.8	303.8
45°	456.0	433.5	411.6	388.2	368.8	353.6	340.7	330.0	321.3	312.3	305.2
47.5°	453.2	432.4	413.0	393.0	374.5	359.0	344.9	333.1	325.8	318.7	314.2
50°	455.5	435.5	416.1	397.2	379.2	363.5	349.1	338.2	333.9	332.8	331.4
52.5°	461.7	442.0	425.7	412.4	404.3	398.4	383.7	381.2	377.5	375.6	370.8
55°	501.9	493.7	508.4	524.4	527.2	544.9	552.0	552.5	546.3	524.4	473.2
57.5°	665.6	685.9	692.1	729.2	739.3	731.5	720.8	720.2	701.1	672.1	597.5
60°	958.2	947.5	934.3	910.1	887.3	862.8	829.1	803.2	778.7	734.3	655.8
62.5°	1264.3	1171.2	1103.4	1033.9	977.6	928.4	879.4	837.8	798.1	736.5	652.4
65°	1529.9	1340.3	1202.7	1098.3	1011.1	939.1	874.1	817.3	767.2	690.1	604.9
67.5°	1702.6	1430.0	1224.3	1068.5	945.3	853.6	757.9	668.2	618.9	556.8	513.4
70°	1746.8	1366.7	1079.7	880.0	714.0	604.6	491.8	393.9	348.6	331.1	332.5
72.5°	1575.7	1080.3	765.5	559.8	438.3	347.4	282.5	217.2	169.6	142.4	139.0
75°	1029.4	601.2	363.5	253.2	201.4	160.4	126.3	106.3	91.7	74.0	61.9
77.5°	389.1	229.0	163.2	133.1	98.5	68.6	53.5	45.0	41.4	40.2	36.3
80°	199.5	159.0	113.7	74.8	52.3	41.9	35.2	29.8	27.6	26.4	27.0
82.5°	134.5	100.2	62.7	45.0	36.3	31.2	24.8	20.8	18.6	18.3	19.7
85°	74.8	50.1	36.6	30.4	26.7	23.4	18.8	15.5	14.3	15.2	17.7
87.5°	23.4	23.1	16.6	13.5	14.1	12.1	9.0	6.8	6.8	8.7	12.4
90°	0.0	0.0	0.0	0.0	0.0	0.0	0.0	0.0	0.0	0.0	0.0





REPORT NUMBER: P141258

CATALOG NUMBER: EMM-E01-LED-E1-SL4-8030

**CANDELA DISTRIBUTION (continued):**

	105°	110°	115°	120°	125°	130°	135°	140°	145°	150°	155°
0°	484.2	484.2	484.2	484.2	484.2	484.2	484.2	484.2	484.2	484.2	484.2
2.5°	481.6	482.2	483.3	482.5	482.8	483.0	483.9	485.0	484.2	483.6	485.3
5°	474.9	474.9	476.3	475.7	476.9	478.0	478.5	480.5	479.9	479.4	481.6
7.5°	462.5	462.8	464.8	464.2	466.4	466.7	469.0	470.7	470.7	471.8	473.8
10°	446.8	446.8	448.4	448.7	450.1	451.3	453.8	456.9	457.4	459.4	462.2
12.5°	429.0	428.5	429.9	429.9	431.0	432.4	435.2	438.9	439.4	442.5	446.2
15°	407.1	406.2	405.7	406.2	406.8	407.1	411.3	415.0	417.2	420.6	424.2
17.5°	386.0	382.9	381.5	381.5	381.8	381.8	383.5	387.7	390.8	396.1	401.5
20°	367.1	361.8	359.8	355.3	354.5	352.5	353.9	358.7	364.3	368.5	372.8
22.5°	349.4	343.8	338.2	332.8	328.6	326.1	328.6	331.7	333.7	337.0	338.2
25°	335.9	326.6	318.7	310.3	305.8	303.6	303.3	303.0	301.3	300.7	300.7
27.5°	325.2	314.2	302.4	293.1	287.0	282.7	278.0	274.6	270.4	264.7	261.9
30°	316.2	304.4	291.5	280.5	272.6	264.5	254.6	247.0	239.4	232.7	226.8
32.5°	308.1	296.0	283.3	271.8	258.3	244.2	231.8	222.8	209.6	200.6	193.0
35°	301.9	289.8	278.0	262.8	244.2	226.2	210.2	196.9	183.4	171.6	161.5
37.5°	297.4	287.2	274.6	254.0	230.7	209.0	192.1	176.4	160.4	144.3	131.7
40°	296.0	287.2	271.2	244.5	217.7	194.4	175.0	155.6	137.9	120.7	107.7
42.5°	296.8	287.5	265.9	236.0	207.1	181.7	159.8	137.3	116.2	97.9	85.0
45°	299.9	287.5	260.2	226.8	197.2	170.2	144.0	117.3	92.8	78.2	72.6
47.5°	309.2	289.5	255.7	220.0	188.5	157.5	126.3	95.9	75.1	68.9	68.9
50°	323.5	295.4	255.2	214.9	178.6	142.9	104.4	75.7	66.4	66.1	67.8
52.5°	348.0	305.8	258.0	211.6	168.2	123.2	81.3	65.3	63.3	65.0	67.5
55°	395.6	324.1	261.9	205.4	150.8	96.5	66.7	61.9	62.7	64.7	67.0
57.5°	482.5	360.9	266.1	192.1	122.1	73.1	60.5	60.8	62.2	64.1	66.1
60°	542.4	406.5	274.6	169.9	90.9	60.5	58.0	60.2	61.9	63.3	65.0
62.5°	547.5	423.1	280.8	144.9	67.5	55.1	55.7	59.1	61.3	61.9	62.7
65°	517.1	401.7	263.0	119.6	56.0	52.3	54.3	57.4	59.6	59.9	60.8
67.5°	450.7	357.0	224.5	90.9	51.2	50.4	52.6	54.6	56.3	57.7	58.8
70°	349.1	291.5	180.6	70.6	47.5	47.3	49.2	51.5	53.2	54.6	56.3
72.5°	184.0	207.1	134.5	56.5	43.6	43.9	45.9	47.8	49.0	50.4	52.0
75°	57.1	87.8	83.0	45.3	38.8	39.9	41.1	42.8	44.7	45.6	46.4
77.5°	33.8	35.7	43.3	35.4	33.8	34.6	36.0	37.4	38.8	39.9	40.8
80°	27.3	27.9	28.1	28.1	28.1	29.3	30.4	32.4	33.5	34.0	34.3
82.5°	21.4	22.8	23.1	22.5	23.4	24.5	25.0	26.2	26.4	27.0	27.6
85°	17.7	17.4	18.0	18.3	17.2	17.2	16.6	16.6	17.7	19.7	20.0
87.5°	13.8	12.1	9.8	9.3	8.7	8.2	7.6	7.6	7.9	9.0	9.8
90°	0.0	0.0	0.0	0.0	0.0	0.0	0.0	0.0	0.0	0.0	0.0



REPORT NUMBER: P141258

CATALOG NUMBER: EMM-E01-LED-E1-SL4-8030

**CANDELA DISTRIBUTION (continued):**

	160°	165°	170°	175°	180°
0°	484.2	484.2	484.2	484.2	484.2
2.5°	485.3	485.0	485.6	486.4	485.9
5°	481.9	481.9	483.0	483.9	483.3
7.5°	475.2	475.4	477.1	478.3	477.7
10°	464.5	465.0	467.0	468.7	469.5
12.5°	448.4	450.4	452.9	454.6	454.6
15°	428.2	431.3	434.1	436.6	435.2
17.5°	405.1	408.8	412.4	413.8	412.4
20°	377.3	377.5	379.8	381.2	380.6
22.5°	339.3	338.2	339.3	339.8	340.7
25°	300.5	298.5	297.4	299.1	299.9
27.5°	260.8	258.0	258.8	256.9	254.6
30°	222.3	219.7	216.6	215.8	217.2
32.5°	188.2	181.7	179.2	174.4	176.4
35°	152.2	145.7	139.5	137.9	136.7
37.5°	122.7	114.8	107.2	104.7	104.1
40°	95.9	89.5	84.4	83.0	82.4
42.5°	77.9	75.1	74.3	74.3	74.6
45°	71.2	71.5	72.3	72.9	73.1
47.5°	69.8	70.9	72.0	73.1	73.4
50°	69.8	70.6	71.5	72.6	72.9
52.5°	69.2	70.1	70.3	70.9	71.5
55°	68.6	68.9	68.9	69.2	69.8
57.5°	67.2	67.5	67.0	67.2	68.4
60°	65.8	66.1	65.5	66.1	66.4
62.5°	63.9	63.9	63.6	63.9	64.1
65°	61.6	60.8	61.3	61.0	61.3
67.5°	58.8	57.7	57.4	57.4	57.7
70°	54.9	54.0	53.7	54.3	54.9
72.5°	50.1	50.6	51.5	52.3	53.7
75°	46.7	47.5	48.7	51.5	53.5
77.5°	41.9	41.6	42.8	45.9	48.7
80°	34.9	35.2	34.9	35.7	36.3
82.5°	26.7	26.4	25.6	25.6	25.0
85°	18.8	18.0	16.9	16.6	16.3
87.5°	9.6	10.1	9.3	8.4	8.4
90°	0.0	0.0	0.0	0.0	0.0

(END OF REPORT)